

SPECIAL USE SOFTWARE OR PROJECTS:

Flexsim CT's rich visual engine can be customized to work with third-party software or hardware. Possible synergies include linking Flexsim to real-time remote monitoring software OR using Flexsim CT for an emulation project where commands are passed between TOS software and Flexsim CT. Of course these types of projects can range in complexity and cost. Some may be as simple as sub-licensing Flexsim CT, where others may call for hundreds of collaborative software engineering hours. What ever the case, we have the capabilities to deliver value.

TALUMIS

Logistics Simulation Solutions

TALUMIS

TALUMIS specializes in logistic analyses and optimization. We approach logistic problems using Flexsim simulation software to obtain detailed quantitative insight. The advantage of a simulation approach is that we are able to optimize and improve even the most complex and dynamic systems.

FOR MORE INFORMATION:

Dirk-Jan Moens

info@talumis.com

+31 30293 6627

www.talumis.com

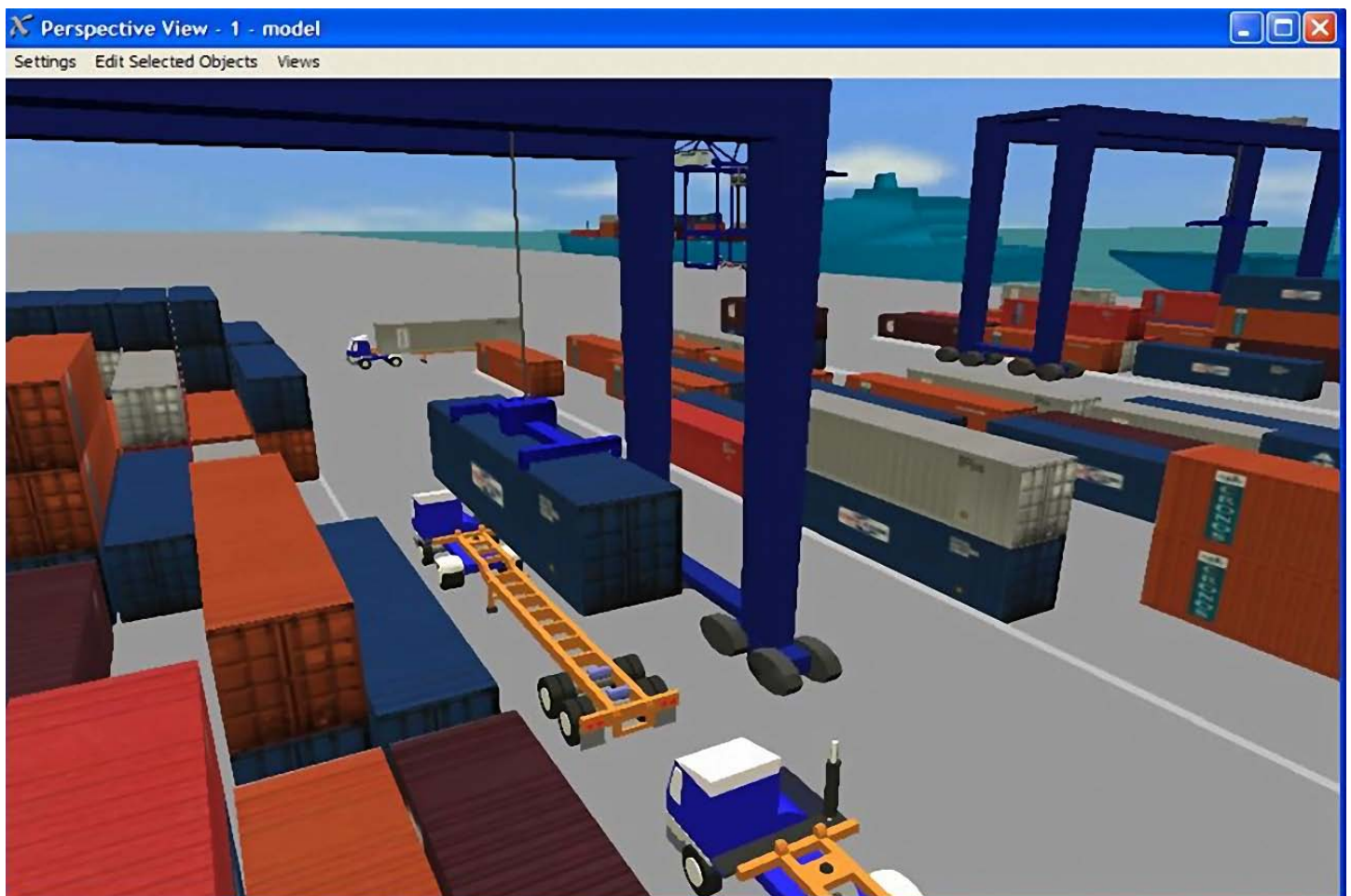


FLEXSIM CT

An easy-to-use PC-based simulation software tool designed to model, simulate, and analyze container terminal operations.

Ideal for analyzing existing, expanding, or new container terminals.

- User friendly interface allows users to build models by dragging and dropping objects from a palette tool with a few mouse clicks
- Designed to be simple enough to be used by almost anyone
- Allows modelers the flexibility of creating models to any level of detail and scope.




Simulation Software

OVERVIEW

Flexsim *CT* is an easy-to-use PC-based simulation software tool designed to model, simulate, and analyze container terminal operations. Flexsim *CT* is ideal for analyzing existing, expanding, or new container terminals. Flexsim *CT*'s user friendly interface allows users to build models by dragging and dropping objects from a palette tool with a few mouse clicks. Nevertheless, Flexsim *CT* is programmable, flexible, and adaptable to any container terminal's operation.

USERS & USES

While Flexsim *CT* has proven to be an invaluable tool for consultants; Flexsim *CT* was designed to be simple enough to be used by almost anyone who has need of analyzing terminal processes including terminal managers, port planners, port authorities etc. Flexsim *CT* allows modelers the flexibility of creating models to any level of detail and scope. Whether your intent is to analyze just a small portion of your gate operation, or simulate the entire container terminal operation, Flexsim *CT* has everything you need to complete a successful simulation analysis.



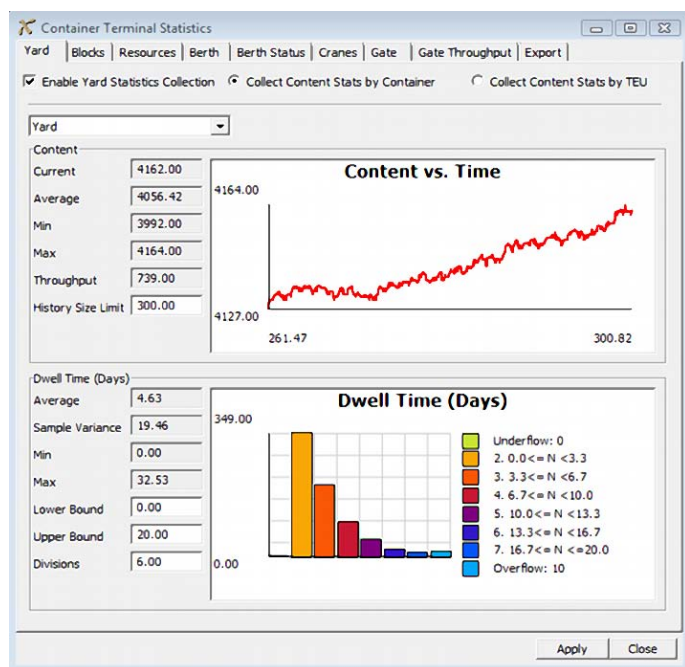
FLEXSIM *CT* CAN BE USED TO

- Increase throughput
- Improve equipment utilization
- Reduce waiting time and queue sizes
- Fine-tune TOS stacking logic prior to implementation
- Optimize prioritization and dispatching logic for goods and services
- Reduce bottle necks
- Balance workload by efficient allocation of resources
- Study alternative investment ideas
- Justify capital expenditures
- Study cost reduction plans
- Demonstrate new equipment, policy or design and capabilities
- Train operators how their performance effects overall system behavior
- Process automation analysis



FLEXSIM CT REPORTING & STATISTICS:

Using Flexsim CT users can extrapolate meaningful data to better make decisions. Flexsim CT has a variety of built-in reporting capabilities including statistics on yard/block storage; dwell time, content over time, Gate Queue, truck turn time, and yard resource utilization just to name a few.



of the simulation package it has been built in. Meaningful simulation models usually undergo the following five steps.

1. If required, develop any customized objects or capabilities not inherent to the current Flexsim CT version
2. Layout the model and add appropriate equipment (usually over a CAD drawing)
3. Define the model flow and logic
4. Add appropriate process times, speeds, ect. to the model. (if necessary assumptions must be made)
5. Finally, adjust steps 2, 3, or 4 to zero-in on the best possible outcome.

MODELING SERVICES

In some cases customers do not want create simulation models themselves. It might also be the case that a simulation model is used for operational planning analysis. In such cases we can provide a working model environment. The model will be controlled by simple parameter and database use alone. This enables users to work with a model without in-depth knowledge

Usually we perform steps 1, 2; collaborate with the client on step 3, then hand-over the model to the client to experiment with 3,4, and 5.